

Oklahoma County School District No. I-89
OKLAHOMA CITY PUBLIC SCHOOLS

FY2024 Budget

Prepared in Accordance with the
“School District Budget Act”
(Section 5-150 et seq. of Title 70)
Adopted by the Oklahoma City Public Schools
Board of Education June 4, 2001

**Oklahoma County School District No. I-89
Oklahoma City Public Schools
FY2024 Budget**

TABLE OF CONTENTS

I.	SUPPLEMENTAL INFORMATION	
	District Profile.....	1
	Student Enrollment.....	2
	Historical Net Assessed Valuations of Oklahoma County.....	3
II.	SCHOOL BUDGET AND FINANCIAL PLAN	
	Chart of Budgeted Revenues.....	4
	Summary of Budgeted Revenues.....	5
	Chart of Budgeted Expenditures by Object.....	6
	Summary of Budgeted Expenditures by Object.....	7
	Chart of Budgeted Expenditures by Function.....	8
	Summary of Budgeted Expenditures by Function.....	9
III.	GENERAL FUND	
	Revenue Summary - Excluding Charter Schools.....	10
	Federal Program Summary.....	11
	Expenditure Summary by Object.....	12
	Expenditure Summary by Function.....	13
IV.	BUILDING FUND	
	Revenue Summary.....	14
	Expenditure Summary by Object.....	15
	Expenditure Summary by Function.....	16
V.	SCHOOL NUTRITION FUND	
	Revenue Summary.....	17
	Expenditure Summary by Object.....	18
	Expenditure Summary by Function.....	19
VI.	CAPITAL IMPROVEMENT FUND - 2007 BOND AUTHORIZATION	
	Revenue Summary.....	20
	Expenditure Summary by Object.....	21
	Expenditure Summary by Function.....	22
VII.	CAPITAL IMPROVEMENT FUND - 2016 BOND AUTHORIZATION	
	Revenue Summary.....	23
	Expenditure Summary by Object.....	24
	Expenditure Summary by Function.....	25
VIII.	CAPITAL IMPROVEMENT FUND - 2022 BOND AUTHORIZATION	
	Revenue Summary.....	26
	Expenditure Summary by Object.....	27
	Expenditure Summary by Function.....	28
IX.	SINKING FUND	
	Revenue Summary.....	29
	Expenditure Summary by Object.....	30
	Expenditure Summary by Function.....	31
X.	INSURANCE FUND	
	Revenue Summary.....	32
	Expenditure Summary by Object.....	33
	Expenditure Summary by Function.....	34

Oklahoma County School District No. I-89
Oklahoma City Public Schools
District Profile

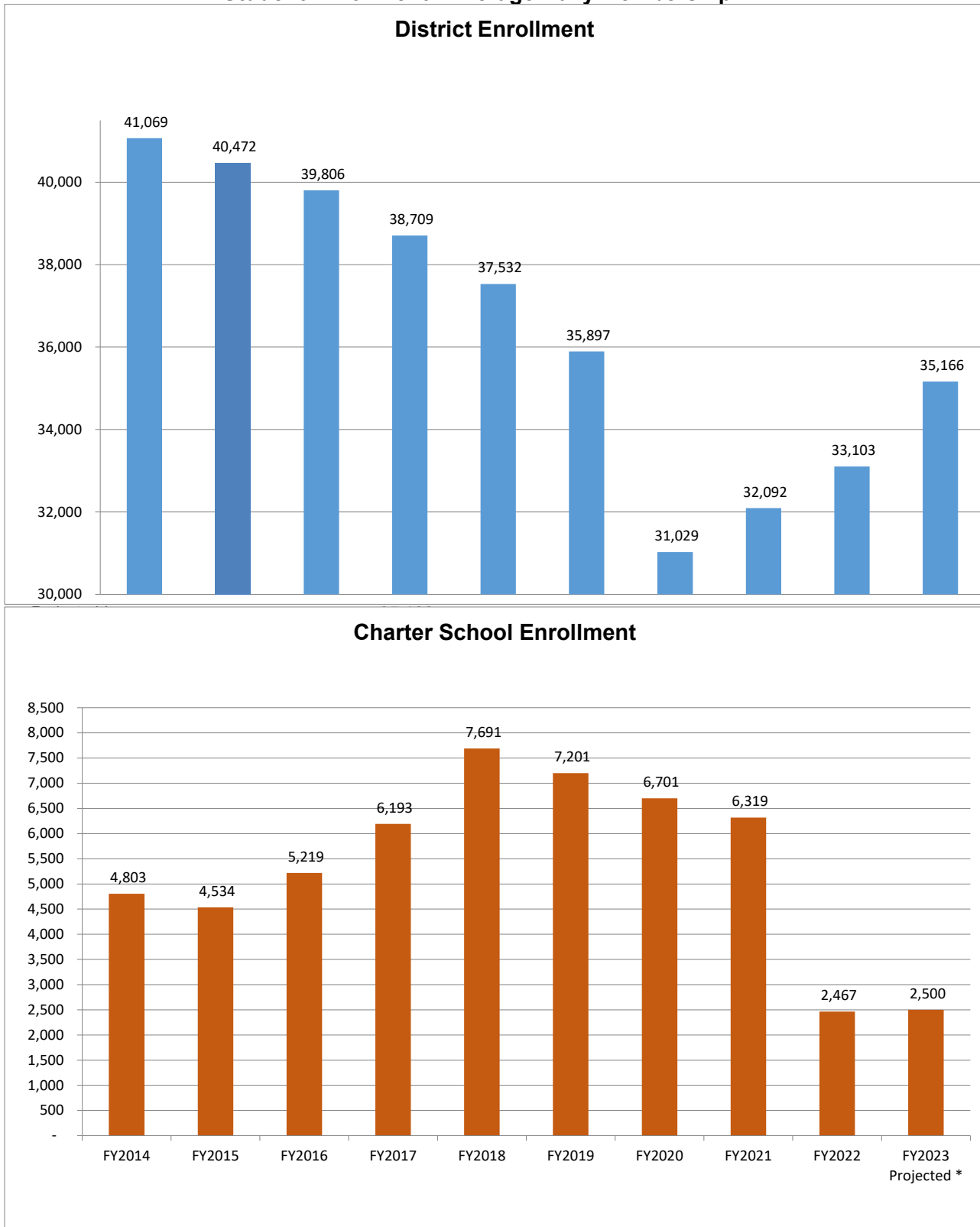
<u>Board of Education</u>			
Name	Office	District #	Term of Office
Paula Lewis	Board Chairperson		2025
Carole Thompson	Vice-Chairperson	1	2025
Lori Bowman	Member	2	2025
Cary Pirrong	Member	3	2024
Mark Mann	Member	4	2024
Adrian Anderson	Member	5	2026
Juan Lecona	Member	6	2027
Meg McElhaney	Member	7	2026

Dr. Sean McDaniel, Superintendent

Officers

Craig Cates, Board Clerk
Shannon Meeks, Encumbrance Clerk
Craig Cates, Minute Clerk
Mark Waldrup, Treasurer
Kathy Padilla, Designated Purchasing Agent

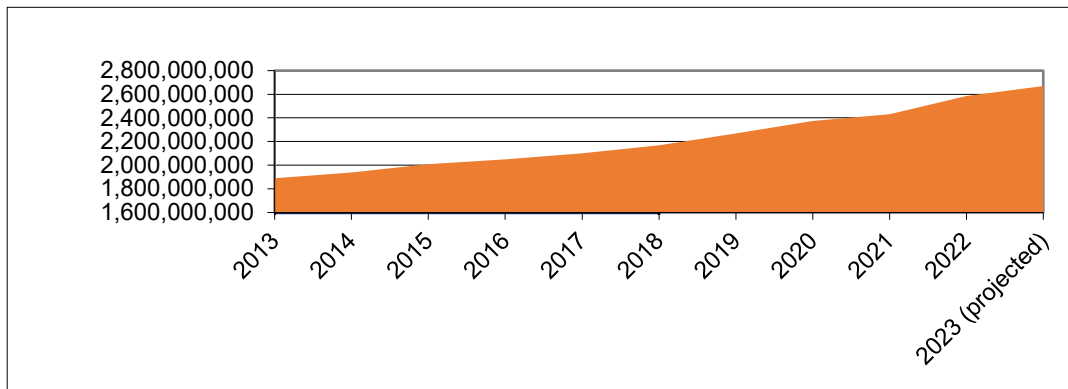
**Oklahoma County School District No. I-89
Oklahoma City Public Schools
Student Enrollment - Average Daily Membership**



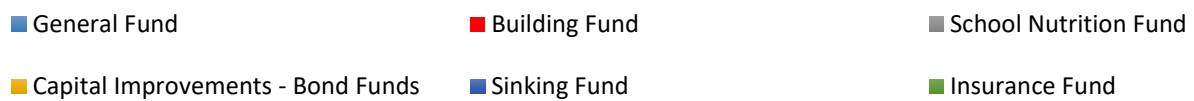
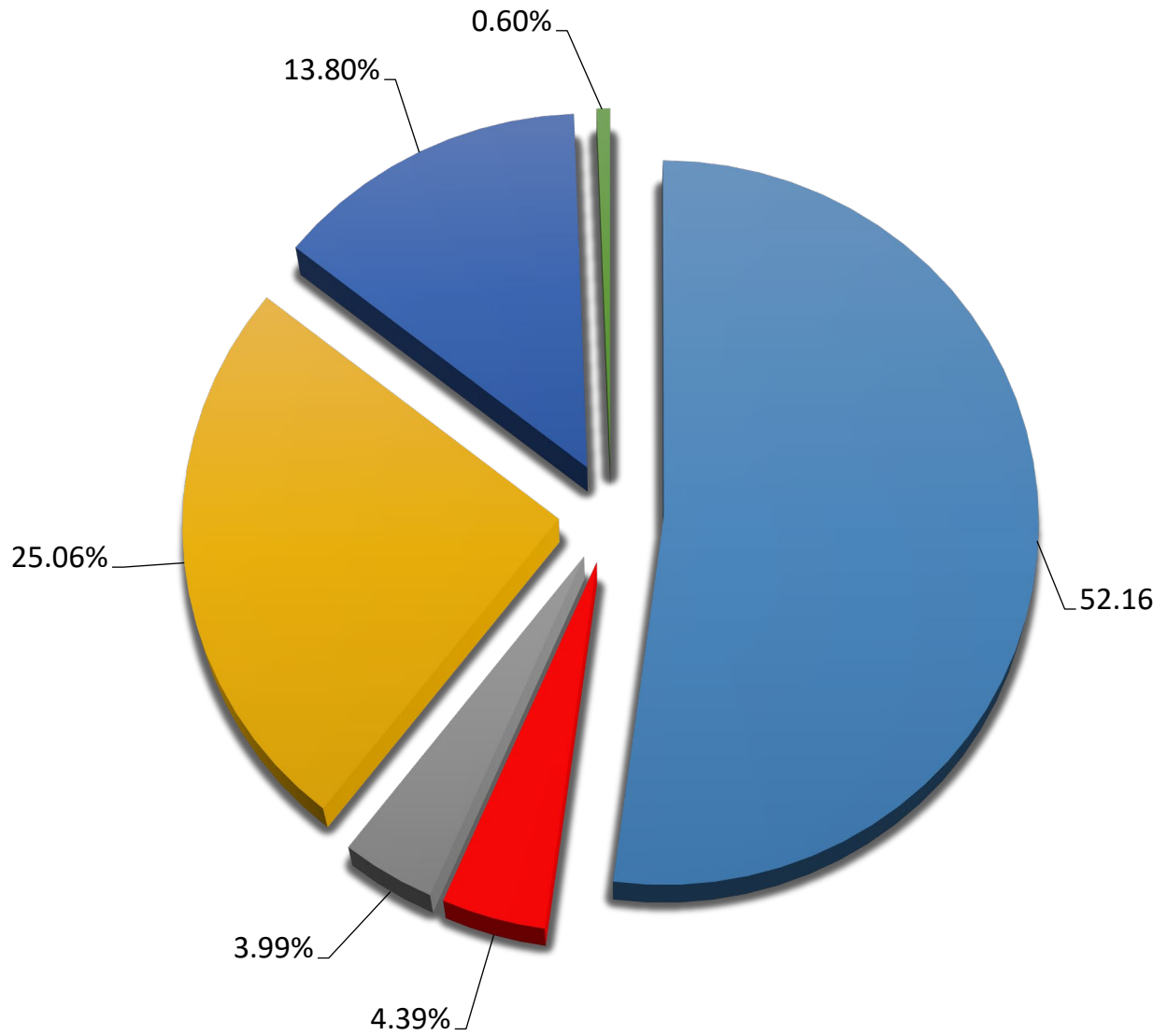
Source: Planning, Research & Evaluation Dept. - Oklahoma City Public Schools

Oklahoma County School District No. I-89
Oklahoma City Public Schools
Net Assessed Valuations of Oklahoma County

YEAR	NET ASSESSED VALUATIONS	% CHANGE FROM PREVIOUS YEAR
2013	1,889,170,549	-0.57%
2014	1,938,948,641	2.63%
2015	2,008,693,881	3.60%
2016	2,050,102,184	2.06%
2017	2,100,183,140	2.44%
2018	2,168,804,021	3.27%
2019	2,268,719,153	4.61%
2020	2,373,532,189	4.62%
2021	2,429,855,829	2.37%
2022	2,584,153,958	6.35%
2023 (projected)	2,669,403,978	3.30%



**Oklahoma County School District No. I-89
Oklahoma City Public Schools
FY2024
Chart of Budgeted Revenues**

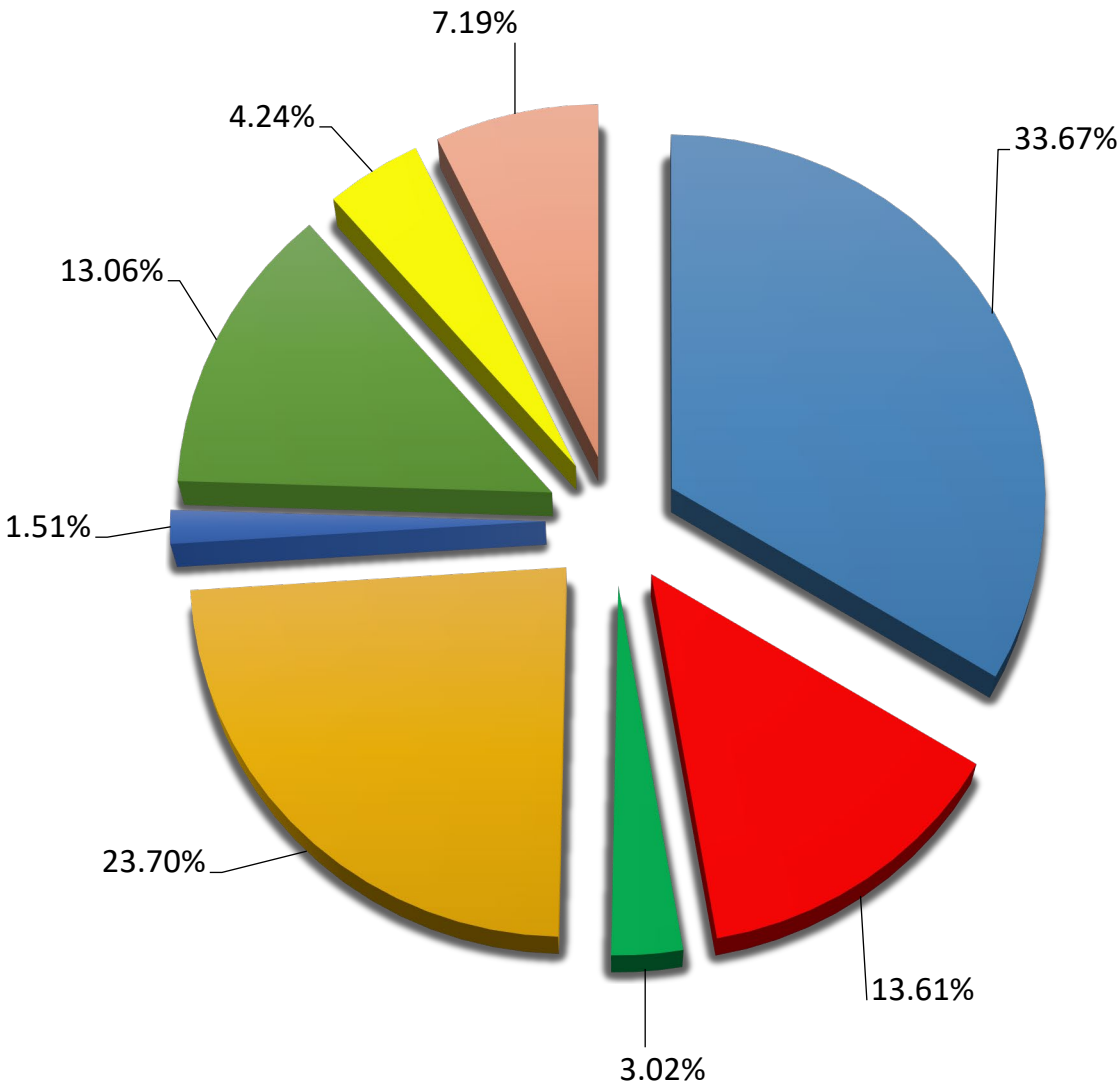


Oklahoma County School District No. I-89
Oklahoma City Public Schools
FY2024
Summary of Budgeted Revenues

	General Fund	Building Fund	School Nutrition Fund	Capital Improvements Bond Funds 38, 50-59, 63, 75-76	Sinking Fund	Insurance Fund	Total Appropriated
<u>OCAS Revenue Source Codes</u>	<u>11</u>	<u>21</u>	<u>22</u>	<u>38, 50-59, 63, 75-76</u>	<u>41</u>	<u>86</u>	<u>Funds</u>
1000 District Sources of Revenue	99,356,000	14,069,000	1,436,000	2,726,000	48,157,000	-	165,744,000
2000 Intermediate Sources of Revenue	11,973,000	-	-	-	-	-	11,973,000
3000 State Sources of Revenue	181,479,000	3,864,000	2,583,000	-	-	-	187,926,000
4000 Federal Sources of Revenue	102,877,000	13,136,000	20,890,000	-	-	-	136,903,000
5000 Non-Revenue Receipts	132,000	-	-	106,500,000	397,000	-	107,029,000
6000 Lapsed Appropriations	2,721,000	1,632,000	2,037,000	802,000	-	-	7,192,000
Total Revenue from all Sources	398,538,000	32,701,000	26,946,000	110,028,000	48,554,000	-	616,767,000
6110 Prior Year Ending Fund Balance/Equity	38,882,000	4,156,000	6,534,000	100,123,000	67,185,000	4,992,000	221,872,000
TOTAL BUDGETED REVENUE	437,420,000	36,857,000	33,480,000	210,151,000	115,739,000	4,992,000	838,639,000

**Oklahoma County School District No. I-89
Oklahoma City Public Schools
FY2024**

Chart of Budgeted Expenditures by Object



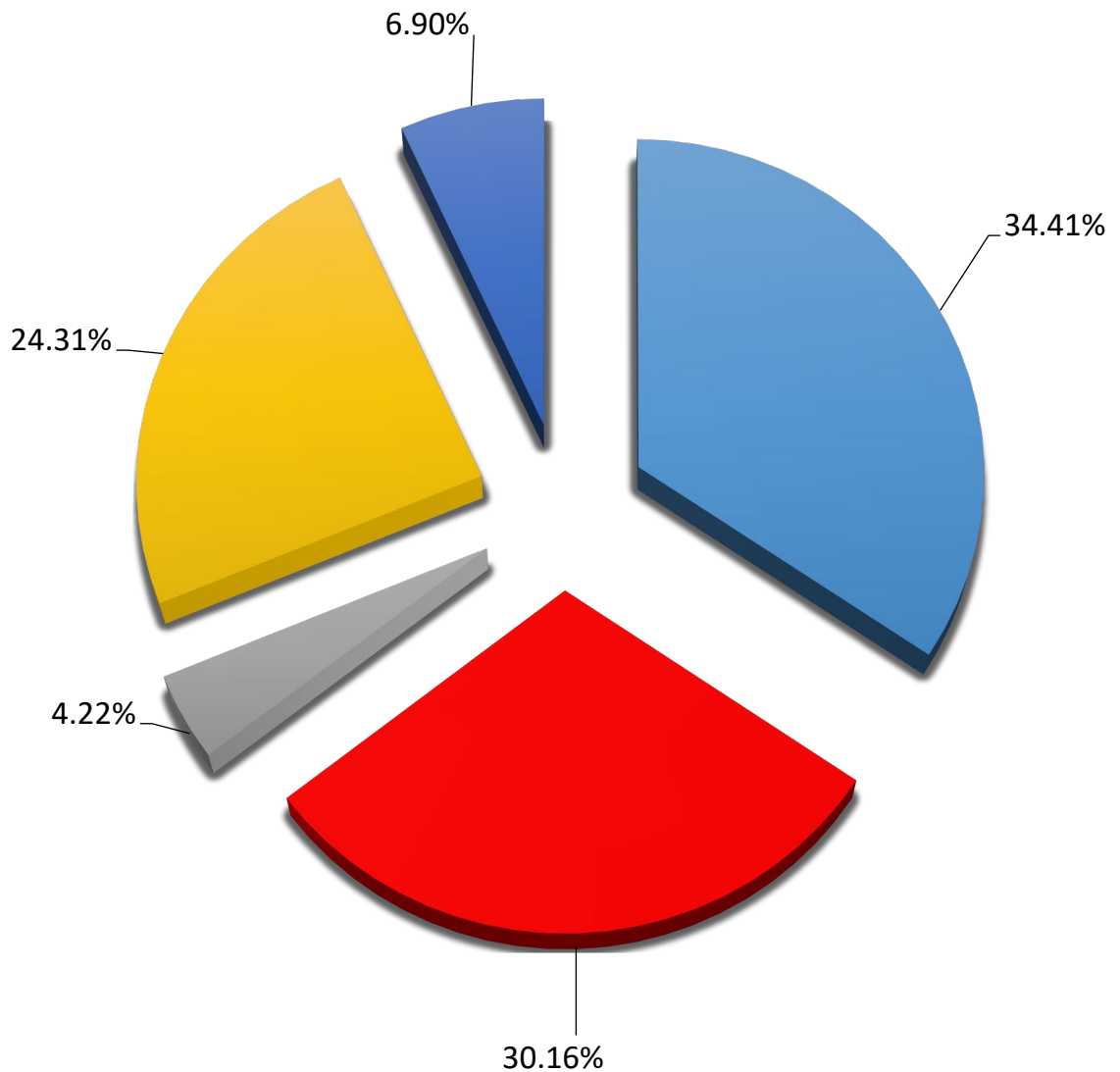
■ Personnel Services (Salaries)	■ Personnel Services (Employee Benefits)	■ Contracted Services
■ Purchased Property Services	■ Other Purchased Services	■ Supplies
■ Property	■ Other Objects	■ Other Uses of Funds

Oklahoma County School District No. I-89
Oklahoma City Public Schools
FY2024
Summary of Budgeted Expenditures by Object

	General Fund	Building Fund	School Nutrition Fund	Capital Improvements Bond Funds 38, 57-59, 63, 75-76	Sinking Fund	Insurance Fund	Total Appropriated
OCAS Expenditure Object Codes	11	21	22		41	86	Funds
100 Personnel Services (Salaries)	230,436,000	6,538,000	6,782,000	405,000	-	-	244,161,000
200 Personnel Services (Employee Benefits)	91,047,000	2,598,000	4,919,000	144,000	-	-	98,708,000
300 Contracted Services	19,860,000	7,000	6,000	2,014,000	-	-	21,887,000
400 Purchased Property Services	13,556,000	19,616,000	1,845,000	133,832,000	-	2,995,000	171,844,000
500 Other Purchased Services	10,272,000	99,000	39,000	511,000	-	-	10,921,000
600 Supplies	30,992,000	1,399,000	15,104,000	47,240,000	-	-	94,735,000
700 Property	287,000	1,743,000	759,000	25,977,000	-	1,997,000	30,763,000
800 Other Objects	2,047,000	-	41,000	28,000	49,995,000	-	52,111,000
900 Charter Schools/Other Uses of Funds	-	-	-	-	-	-	-
TOTAL BUDGETED EXPENDITURES BY OBJECT	398,497,000	32,000,000	29,495,000	210,151,000	49,995,000	4,992,000	725,130,000

Oklahoma County School District No. I-89
Oklahoma City Public Schools
FY2024

Chart of Budgeted Expenditures by Function



Oklahoma County School District No. I-89
Oklahoma City Public Schools
FY2024
Summary of Budgeted Expenditures by Function

	General Fund	Building Fund	School Nutrition Fund	Capital Improvements Bond Funds 38, 57-59, 63, 75-76	Sinking Fund	Insurance Fund	Total Appropriated
OCAS Expenditure Function Codes	11	21	22		41	86	Funds
1000 Instruction	217,659,000	-	-	31,887,000	-	-	249,546,000
2000 Support Services	179,421,000	15,397,000	9,000	21,389,000	-	2,496,000	218,712,000
3000 Operation of Non-Instructional Services	1,240,000	-	29,370,000	-	-	-	30,610,000
4000 Facilities Acquisition & Construction Services	177,000	16,603,000	116,000	156,875,000	-	2,496,000	176,267,000
5000 Other Uses	-	-	-	-	49,995,000	-	49,995,000
8000 Repayment	-	-	-	-	-	-	-
TOTAL BUDGETED EXPENDITURES BY FUNCTION	398,497,000	32,000,000	29,495,000	210,151,000	49,995,000	4,992,000	725,130,000

**Oklahoma County School District No. I-89
Oklahoma City Public Schools
Revenue Summary
GENERAL FUND**

OCAS Revenue Source Codes	FY2022 Revenue Audited	FY2023 Revenue Projected	FY2024 Revenue Budget	Budget to FY2023 Projected % +/-
Local Sources				
1110 Tax Collections-Current	82,040,269	89,888,619	92,585,000	3.00%
1120 Tax Collections-Prior	2,192,218	1,920,000	1,949,000	1.51%
1310 Interest	33,941	1,391,888	1,392,000	0.01%
Other Local Sources	6,250,306	3,430,269	3,430,000	-0.01%
Total Local Sources	90,516,734	96,630,776	99,356,000	2.82%
County Sources				
2100 County 4 Mill	8,990,352	9,830,000	9,821,000	-0.09%
2200 County Apportionment	3,109,529	1,652,000	1,652,000	0.00%
2300 Resale Property	449,735	500,000	500,000	0.00%
Total County Sources	12,549,616	11,982,000	11,973,000	-0.08%
State Sources				
3110 Gross Production Tax	349,159	615,656	616,000	0.06%
3120 Motor Vehicle Collection	14,055,112	12,400,000	12,028,000	-3.00%
3140 State School Land Earnings	4,389,896	4,575,000	4,438,000	-2.99%
3150 Vehicle Tax Stamp	109,864	97,500	98,000	0.51%
3210 Foundation Incentive	96,863,017	103,933,092	131,347,000	26.38%
3250 Flexible Benefit Allowance	27,244,509	27,473,804	27,474,000	0.00%
3310 Alternative Education	1,950,216	1,262,780	1,263,000	0.02%
3412 National Board Certification	303,950	260,000	260,000	0.00%
3415 Reading Sufficiency Allowance	966,661	915,739	916,000	0.03%
3420 State Textbook	2,420,518	1,991,972	1,932,000	-3.01%
38xx Career Tech	888,186	891,046	891,000	-0.01%
3xxx Other State Sources	168,538	237,646	216,000	-9.11%
Total State Sources	149,709,626	154,654,235	181,479,000	17.34%
Total Federal Sources	144,436,630	107,735,084	102,877,000	-4.51%
Total Non-Revenue Sources	172,615	132,000	132,000	0.00%
Total Lapsed Appropriations	3,194,820	2,721,219	2,721,000	-0.01%
Total Revenue From All Sources	400,580,041	373,855,314	398,538,000	6.60%
Prior Year Ending Fund Balance/Equity	20,784,909	38,384,637	38,882,000	1.30%
TOTAL REVENUE	421,364,950	412,239,951	437,420,000	6.11%

Oklahoma County School District No. I-89
Oklahoma City Public Schools
Federal Program Summary - SEFA

	FY2022	FY2023	FY2024
	Revenue	Revenue	Revenue
FEDERAL GRANT PROGRAM TITLE	Audited	Projected	Budget - SEFA
Direct Grants			
Title VII, Part A, Indian Education	515,289	585,000	500,000
Total Direct Grants	515,289	585,000	500,000
Pass-Through Grants			
VoTech/Carl Perkins	1,003,896	1,080,900	1,100,000
Title I	25,105,478	25,229,572	25,527,000
Striving Readers	96,092	5,000	-
Title II	2,739,180	3,000,000	6,500,000
Title VII, Johnson O'Malley Program	131,657	100,000	100,000
Immigrant Education Act	156,311	3,000	10,000
Title III - English Language Acquisition	957,351	1,050,000	950,000
IDEA	7,975,642	7,994,790	8,465,000
OJT-Special Education Students	58,664	50,000	50,000
Head Start Funds to Schools	472,789	450,000	400,000
MIECHV, Parents as Teachers	496,506	450,000	450,000
Gear Up	749,364	750,000	500,000
Consolidated Administrative Funds	871,473	925,000	900,000
DHS - Daycare	-	-	-
JROTC	-	-	-
Title X, Homeless	131,696	75,000	75,000
CARES ESSER I	5,463,198	487,217	-
GEER/ESSERF	38,494	171,703	-
CRRSA ESSER II	47,867,585	39,660	-
ARP ESSER III	39,317,686	52,500,000	57,100,000
ARP ESSER School Counselor Corps	229,160	450,000	-
CDC Epidemiology & Lab Capacity	298,694	500,000	-
ARP Humanities for Libraries	10,000	-	-
COPS School Violence Prevention	500,000	-	250,000
Emergency Connectivity Fund	5,560,698	900,000	-
FEMA Disaster Grants-Public Assistance	27,021	-	-
Carryover/New Program Estimate	-	-	-
Child Nutrition Cluster	23,094,150	20,508,285	20,650,000
Total Pass-Through Grants	163,352,785	116,720,127	123,027,000
TOTAL SEFA	163,868,074	117,305,127	123,527,000

**Oklahoma County School District No. I-89
Oklahoma City Public Schools
Expenditure Summary - By Object
GENERAL FUND**

OCAS Expenditure Object Codes	FY2022 Expense Audited	FY2023 Expense Projected	FY2024 Expense Budget	Budget to FY2023 Projected % +/-
100 Personnel Services (Salaries)	219,758,193	214,656,155	230,436,000	7.35%
200 Personnel Services (Employee Benefits)	88,940,779	84,790,656	91,047,000	7.38%
300 Contracted Services	12,713,077	19,470,149	19,860,000	2.00%
400 Purchased Property Services	10,437,034	12,916,606	13,556,000	4.95%
500 Other Purchased Services	11,119,940	10,070,800	10,272,000	2.00%
600 Supplies	37,173,230	29,165,688	30,992,000	6.26%
700 Property	1,136,606	281,415	287,000	1.98%
800 Other Objects	1,700,964	2,006,612	2,047,000	2.01%
900 Other Uses of Funds	490	-	-	0.00%
TOTAL EXPENDITURE BY OBJECT	382,980,313	373,358,082	398,497,000	6.73%

**Oklahoma County School District No. I-89
Oklahoma City Public Schools
Expenditure Summary - By Function
GENERAL FUND**

OCAS Expenditure Function Codes	FY2022 Expense Audited	FY2023 Expense Projected	FY2024 Expense Budget	Budget to FY2023 Projected % +/-
1000 Instruction	208,613,745	197,686,726	217,659,000	10.10%
2000 Support Services	171,614,652	173,698,547	179,421,000	3.29%
3000 Operation of Non-Instructional Services	1,852,033	1,215,901	1,240,000	1.98%
4000 Facilities Acquisition & Construction Services	210,486	173,805	177,000	1.84%
5000 Other Uses	689,397	583,103	-	-100.00%
TOTAL EXPENDITURE BY FUNCTION	382,980,313	373,358,082	398,497,000	6.73%

**Oklahoma County School District No. I-89
Oklahoma City Public Schools
Revenue Summary
BUILDING FUND**

OCAS Revenue Source Codes	FY2022 Revenue Audited	FY2023 Revenue Projected	FY2024 Revenue Budget	Budget to FY2023 Projected % +/-
Local Sources				
1110 Tax Collections-Current	11,726,557	12,835,443	13,221,000	3.00%
1120 Tax Collections-Prior	313,348	274,500	279,000	1.64%
1310 Interest	9,274	256,436	256,000	-0.17%
1xxx Direct TIF	69,692	104,080	50,000	-51.96%
1xxx Other	812,520	262,481	263,000	0.20%
Total Local Sources	12,931,391	13,732,940	14,069,000	2.45%
Total County Sources	-	-	-	0.00%
State Sources				
3210 Redbud Allocation	-	-	3,037,000	0.00%
3250 Flexible Benefit Allowance	865,606	827,000	827,000	0.00%
Total State Sources	865,606	827,000	3,864,000	367.23%
Total Federal Sources	-	934,365	13,136,000	0.00%
Total Non-Revenue Sources	-	-	-	0.00%
Total Lapsed Appropriations	368,275	1,632,265	1,632,000	-0.02%
Total Revenue From All Sources	14,165,272	17,126,570	32,701,000	90.94%
Prior Year Ending Fund Balance/Equity	4,952,624	2,836,925	4,156,000	46.50%
TOTAL REVENUE	19,117,896	19,963,495	36,857,000	84.62%

**Oklahoma County School District No. I-89
Oklahoma City Public Schools
Expenditure Summary - By Object
BUILDING FUND**

OCAS Expenditure Object Codes	FY2022 Expense Audited	FY2023 Expense Projected	FY2024 Expense Budget	Budget to FY2023 Projected % +/-
100 Personnel Services (Salaries)	6,412,153	6,393,916	6,538,000	2.25%
200 Personnel Services (Employee Benefits)	2,605,332	2,541,033	2,598,000	2.24%
300 Contracted Services	11,859	6,500	7,000	7.69%
400 Purchased Property Services	5,299,747	5,056,605	19,616,000	287.93%
500 Other Purchased Services	103,981	96,746	99,000	2.33%
600 Supplies	1,714,110	1,371,088	1,399,000	2.04%
700 Property	133,644	300,000	1,743,000	481.00%
800 Other Objects	145	299	-	0.00%
900 Other Uses of Funds	-	41,013	-	0.00%
TOTAL EXPENDITURE BY OBJECT	16,280,971	15,807,200	32,000,000	102.44%

**Oklahoma County School District No. I-89
Oklahoma City Public Schools
Expenditure Summary - By Function
BUILDING FUND**

OCAS Expenditure Function Codes	FY2022 Expense Audited	FY2023 Expense Projected	FY2024 Expense Budget	Budget to FY2023 Projected % +/-
1000 Instruction	-	-	-	0.00%
2000 Support Services	13,316,923	13,013,453	15,397,000	18.32%
3000 Operation of Non-Instructional Services	-	-	-	0.00%
4000 Facilities Acquisition & Construction Services	2,964,048	2,752,734	16,603,000	503.15%
5000 Other Uses	-	41,013	-	0.00%
TOTAL EXPENDITURE BY FUNCTION	16,280,971	15,807,200	32,000,000	102.44%

Oklahoma County School District No. I-89
Oklahoma City Public Schools
Revenue Summary
SCHOOL NUTRITION SERVICES

OCAS Revenue Source Codes	FY2022 Revenue Audited	FY2023 Revenue Projected	FY2024 Revenue Budget	Budget to FY2023 Projected % +/-
Local Sources				
1310 Interest	11,104	364,725	365,000	0.08%
1xxx Other Local Revenue	-	1,055,000	1,071,000	1.52%
16xx Refund of Prior Year's Expense	41,116	-	-	0.00%
17xx Paid Student & Adult Meals	214,822	-	-	0.00%
Total Local Sources	267,042	1,419,725	1,436,000	1.15%
Total County Sources	-	-	-	0.00%
State Sources				
3720 State Matching	121,491	168,852	169,000	0.09%
3250 Flexible Benefit Allowance	2,435,992	2,414,000	2,414,000	0.00%
Total State Sources	2,557,483	2,582,852	2,583,000	0.01%
Federal Sources				
4710 Lunches	14,703,692	14,157,509	14,441,000	2.00%
4710 Supper	-	-	-	0.00%
4720 Breakfasts	4,498,362	4,262,246	4,347,000	1.99%
4740 Summer Feeding Program	469,814	32,300	33,000	2.17%
4750 Child & Adult Care Food Program	924,622	179,929	184,000	2.26%
4760 Fresh Fruit and Vegetables	897,969	1,000,000	1,020,000	2.00%
4780 Food Equipment Grant	68,970	150,000	153,000	2.00%
4xxx Miscellaneous Revenue	1,513,076	949,715	712,000	-25.03%
Total Federal Sources	23,076,505	20,731,699	20,890,000	0.76%
Total Non-Revenue Sources	-	-	-	0.00%
Total Lapsed Appropriations	773,705	2,637,235	2,037,000	-22.76%
Total Revenue From All Sources	26,674,735	27,371,511	26,946,000	-1.55%
Prior Year Ending Fund Balance/Equity	4,835,782	7,559,816	6,534,000	-13.57%
TOTAL REVENUE	31,510,517	34,931,327	33,480,000	-4.15%

**Oklahoma County School District No. I-89
Oklahoma City Public Schools
Expenditure Summary - By Object
SCHOOL NUTRITION FUND**

OCAS Expenditure Object Codes	FY2022 Expense Audited	FY2023 Expense Projected	FY2024 Expense Budget	Budget to FY2023 Projected % +/-
100 Personnel Services (Salaries)	7,386,839	6,631,728	6,782,000	2.27%
200 Personnel Services (Employee Bene	5,315,544	4,810,362	4,919,000	2.26%
300 Contracted Services	5,300	6,200	6,000	-3.23%
400 Purchased Property Services	456,707	1,318,764	1,845,000	39.90%
500 Other Purchased Services	28,495	37,984	39,000	2.67%
600 Supplies	10,365,003	14,807,797	15,104,000	2.00%
700 Property	362,289	744,483	759,000	1.95%
800 Other Objects	30,524	40,064	41,000	2.34%
900 Other Uses of Funds	-	-	-	0.00%
TOTAL EXPENDITURE BY OBJECT	23,950,701	28,397,382	29,495,000	3.87%

**Oklahoma County School District No. I-89
Oklahoma City Public Schools
Expenditure Summary - By Function
SCHOOL NUTRITION FUND**

OCAS Expenditure Function Codes	FY2022 Expense Audited	FY2023 Expense Projected	FY2024 Expense Budget	Budget to FY2023 Projected % +/-
1000 Instruction	-	-	-	0.00%
2000 Support Services	-	9,308	9,000	0.00%
3000 Operation of Non-Instructional Services	23,723,218	28,273,944	29,370,000	3.88%
4000 Facilities Acquisition & Construction Services	227,483	114,130	116,000	1.64%
5000 Other Uses	-	-	-	0.00%
TOTAL EXPENDITURE BY FUNCTION	23,950,701	28,397,382	29,495,000	3.87%

Oklahoma County School District No. I-89
Oklahoma City Public Schools
Revenue Summary
CAPITAL IMPROVEMENTS FUNDS - 2007 BOND AUTHORIZATION

OCAS Revenue Source Codes	FY2022 Revenue Audited	FY2023 Revenue Projected	FY2024 Revenue Budget	Budget to FY2023 Projected % +/-
Local Sources				
1310 Interest	10,945	233,801	100,000	-57.23%
Other Local Sources	-	-	-	0.00%
Total Local Sources	10,945	233,801	100,000	-57.23%
Total County Sources	-	-	-	0.00%
Total State Sources	-	-	-	0.00%
Total Federal Sources	-	-	-	0.00%
Total Non-Revenue Sources	-	-	-	0.00%
Total Lapsed Appropriations	56,986	103,945	52,000	-49.97%
Total Revenue From All Sources	67,931	337,746	152,000	-55.00%
Prior Year Ending Fund Balance/Equity	12,023,183	7,274,515	362,000	-95.02%
TOTAL REVENUE	12,091,114	7,612,261	514,000	-93.25%

Oklahoma County School District No. I-89
Oklahoma City Public Schools
Expenditure Summary - By Object
CAPITAL IMPROVEMENTS FUNDS - 2007 BOND AUTHORIZATION

OCAS Expenditure Object Codes	FY2022 Expense Audited	FY2023 Expense Projected	FY2024 Expense Budget	Budget to FY2023 Projected % +/-
100 Personnel Services (Salaries)	-	-	-	0.00%
200 Personnel Services (Employee Benefits)	-	-	-	0.00%
300 Contracted Services	603,669	600	-	-100.00%
400 Purchased Property Services	4,150,652	4,604,051	326,000	-92.92%
500 Other Purchased Services	5,147	-	-	0.00%
600 Supplies	57,131	30,931	3,000	-90.30%
700 Property	-	2,615,176	185,000	-92.93%
800 Other Objects	-	-	-	0.00%
900 Other Uses of Funds	-	-	-	0.00%
TOTAL EXPENDITURE BY OBJECT	4,816,599	7,250,758	514,000	-92.91%

Oklahoma County School District No. I-89
Oklahoma City Public Schools
Expenditure Summary - By Function
CAPITAL IMPROVEMENTS FUNDS - 2007 BOND AUTHORIZATION

OCAS Expenditure Function Codes	FY2022 Expense Audited	FY2023 Expense Projected	FY2024 Expense Budget	Budget to FY2023 Projected % +/-
1000 Instruction	-	-	-	0.00%
2000 Support Services	112,278	31,531	3,000	-90.49%
3000 Operation of Non-Instructional Services	-	-	-	0.00%
4000 Facilities Acquisition & Construction Services	4,704,321	7,219,227	511,000	-92.92%
5000 Other Uses	-	-	-	0.00%
TOTAL EXPENDITURE BY FUNCTION	4,816,599	7,250,758	514,000	-92.91%

Oklahoma County School District No. I-89
Oklahoma City Public Schools
Revenue Summary
CAPITAL IMPROVEMENTS FUNDS - 2016 BOND AUTHORIZATION

OCAS Revenue Source Codes	FY2022 Revenue Audited	FY2023 Revenue Projected	FY2024 Revenue Budget	Budget to FY2023 Projected % +/-
Local Sources				
1310 Interest	64,913	1,640,616	1,000,000	-39.05%
Other Local Sources	-	-	-	0.00%
Total Local Sources	64,913	1,640,616	1,000,000	-39.05%
Total County Sources	-	-	-	0.00%
Total State Sources	-	-	-	0.00%
Total Federal Sources	-	-	-	0.00%
Total Non-Revenue Sources	8,000,000	8,000,000	-	-100.00%
Total Lapsed Appropriations	409,468	1,176,974	375,000	-68.14%
Total Revenue From All Sources	8,474,381	10,817,590	1,375,000	-87.29%
Prior Year Ending Fund Balance/Equity	75,623,705	50,323,595	37,273,000	-25.93%
TOTAL REVENUE	84,098,086	61,141,185	38,648,000	-36.79%

**Oklahoma County School District No. I-89
Oklahoma City Public Schools
Expenditure Summary - By Object
CAPITAL IMPROVEMENTS FUNDS - 2016 BOND AUTHORIZATION**

OCAS Expenditure Object Codes	FY2022 Expense Audited	FY2023 Expense Projected	FY2024 Expense Budget	Budget to FY2023 Projected % +/-
100 Personnel Services (Salaries)	-	-	-	0.00%
200 Personnel Services (Employee Benefits)	-	-	-	0.00%
300 Contracted Services	303,807	1,243,729	2,014,000	61.93%
400 Purchased Property Services	21,073,441	9,896,999	16,025,000	61.92%
500 Other Purchased Services	53,185	315,607	511,000	61.91%
600 Supplies	5,674,567	11,546,950	18,698,000	61.93%
700 Property	6,669,490	847,137	1,372,000	61.96%
800 Other Objects	-	17,304	28,000	61.81%
900 Other Uses of Funds	-	-	-	0.00%
TOTAL EXPENDITURE BY OBJECT	33,774,490	23,867,726	38,648,000	61.93%

Oklahoma County School District No. I-89
Oklahoma City Public Schools
Expenditure Summary - By Function
CAPITAL IMPROVEMENTS FUNDS - 2016 BOND AUTHORIZATION

OCAS Expenditure Function Codes	FY2022 Expense Audited	FY2023 Expense Projected	FY2024 Expense Budget	Budget to FY2023 Projected % +/-
1000 Instruction	134,119	2,795,272	4,526,000	61.92%
2000 Support Services	13,243,083	12,479,395	20,208,000	61.93%
3000 Operation of Non-Instructional Services	-	-	-	0.00%
4000 Facilities Acquisition & Construction Services	20,397,288	8,593,059	13,914,000	61.92%
5000 Other Uses	-	-	-	0.00%
TOTAL EXPENDITURE BY FUNCTION	33,774,490	23,867,726	38,648,000	61.93%

Oklahoma County School District No. I-89
Oklahoma City Public Schools
Revenue Summary
CAPITAL IMPROVEMENTS FUNDS - 2022 BOND AUTHORIZATION

OCAS Revenue Source Codes	FY2022 Revenue Audited	FY2023 Revenue Projected	FY2024 Revenue Budget	Budget to FY2023 Projected % +/-
Local Sources				
1310 Interest	-	1,625,979	1,626,000	0.00%
Other Local Sources	-	-	-	
Total Local Sources	-	1,625,979	1,626,000	0.00%
Total County Sources	-	-	-	0.00%
Total State Sources	-	-	-	0.00%
Total Federal Sources	-	-	-	0.00%
Total Non-Revenue Sources	-	118,000,000	106,500,000	-9.75%
Total Lapsed Appropriations	-	-	375,000	0.00%
Total Revenue From All Sources	-	119,625,979	108,501,000	-9.30%
Prior Year Ending Fund Balance/Equity	-	-	62,488,000	0.00%
TOTAL REVENUE	-	119,625,979	170,989,000	42.94%

**Oklahoma County School District No. I-89
Oklahoma City Public Schools
Expenditure Summary - By Object
CAPITAL IMPROVEMENTS FUNDS - 2022 BOND AUTHORIZATION**

OCAS Expenditure Object Codes	FY2022 Expense Audited	FY2023 Expense Projected	FY2024 Expense Budget	Budget to FY2023 Projected % +/-
100 Personnel Services (Salaries)	-	68,500	405,000	491.24%
200 Personnel Services (Employee Benefits)	-	21,500	144,000	569.77%
300 Contracted Services	-	-	-	0.00%
400 Purchased Property Services	-	39,350,936	117,481,000	198.55%
500 Other Purchased Services	-	-	-	0.00%
600 Supplies	-	9,536,499	28,539,000	199.26%
700 Property	-	8,160,109	24,420,000	199.26%
800 Other Objects	-	-	-	0.00%
900 Other Uses of Funds	-	-	-	0.00%
TOTAL EXPENDITURE BY OBJECT	-	57,137,544	170,989,000	199.26%

Oklahoma County School District No. I-89
Oklahoma City Public Schools
Expenditure Summary - By Function
CAPITAL IMPROVEMENTS FUNDS - 2022 BOND AUTHORIZATION

OCAS Expenditure Function Codes	FY2022 Expense Audited	FY2023 Expense Projected	FY2024 Expense Budget	Budget to FY2023 Projected % +/-
1000 Instruction	-	9,142,785	27,361,000	199.26%
2000 Support Services	-	393,714	1,178,000	199.20%
3000 Operation of Non-Instructional Services	-	-	-	0.00%
4000 Facilities Acquisition & Construction Services	-	47,601,045	142,450,000	199.26%
5000 Other Uses	-	-	-	0.00%
TOTAL EXPENDITURE BY FUNCTION	-	57,137,544	170,989,000	199.26%

**Oklahoma County School District No. I-89
Oklahoma City Public Schools
Revenue Summary
SINKING FUND**

OCAS Revenue Source Codes	FY2022 Revenue Audited	FY2023 Revenue Projected	FY2024 Revenue Budget	Budget to FY2023 Projected % +/-
Local Sources				
1110 Tax Collections-Current	41,774,041	43,718,210	45,030,000	3.00%
1120 Tax Collections-Prior	1,099,642	972,661	996,000	2.40%
1310 Interest	49,319	1,281,470	1,294,000	0.98%
Other Local Sources	849,069	817,645	837,000	2.37%
Total Local Sources	43,772,071	46,789,986	48,157,000	2.92%
Total County Sources	-	-	-	0.00%
Total State Sources	-	-	-	0.00%
Total Federal Sources	-	-	-	0.00%
Total Non-Revenue Sources	87,040	1,430,852	397,000	-72.25%
Total Lapsed Appropriations	-	-	-	0.00%
Total Revenue From All Sources	43,859,111	48,220,838	48,554,000	0.69%
Prior Year Ending Fund Balance/Equity	57,075,587	72,761,823	67,185,000	-7.66%
TOTAL REVENUE	100,934,698	120,982,661	115,739,000	-4.33%

**Oklahoma County School District No. I-89
Oklahoma City Public Schools
Expenditure Summary - By Object
SINKING FUND**

OCAS Expenditure Object Codes	FY2022 Expense Audited	FY2023 Expense Projected	FY2024 Expense Budget	Budget to FY2023 Projected % +/-
100 Personnel Services (Salaries)	-	-	-	0.00%
200 Personnel Services (Employee Benefits)	-	-	-	0.00%
300 Contracted Services	-	-	-	0.00%
400 Purchased Property Services	-	-	-	0.00%
500 Other Purchased Services	-	-	-	0.00%
600 Supplies	-	-	-	0.00%
700 Property	-	-	-	0.00%
800 Other Objects (Bond Principal/Interest Payments)	28,172,875	53,797,750	49,995,000	-7.07%
900 Other Uses of Funds	-	-	-	0.00%
TOTAL EXPENDITURE BY OBJECT	28,172,875	53,797,750	49,995,000	-7.07%

Oklahoma County School District No. I-89
Oklahoma City Public Schools
Expenditure Summary - By Function
SINKING FUND

OCAS Expenditure Function Codes	FY2022 Expense Audited	FY2023 Expense Projected	FY2024 Expense Budget	Budget to FY2023 Projected % +/-
1000 Instruction	-	-	-	0.00%
2000 Support Services	-	-	-	0.00%
3000 Operation of Non-Instructional Services	-	-	-	0.00%
4000 Facilities Acquisition & Construction Services	-	-	-	0.00%
5000 Other Uses	28,172,875	53,797,750	49,995,000	-7.07%
TOTAL EXPENDITURE BY FUNCTION	28,172,875	53,797,750	49,995,000	-7.07%

Oklahoma County School District No. I-89
Oklahoma City Public Schools
Revenue Summary
INSURANCE FUND

OCAS Revenue Source Codes	FY2022 Revenue Audited	FY2023 Revenue Projected	FY2024 Revenue Budget	Budget to FY2023 Projected % +/-
Local Sources				
1310 Interest	-	-	-	0.00%
Other Local Sources	93,183	-	-	0.00%
Total Local Sources	93,183	-	-	0.00%
Total County Sources	-	-	-	0.00%
Total State Sources	-	-	-	0.00%
Total Federal Sources	-	-	-	0.00%
Total Non-Revenue Sources	-	-	-	0.00%
Total Lapsed Appropriations	-	-	-	0.00%
Total Revenue From All Sources	93,183	-	-	0.00%
Prior Year Ending Fund Balance/Equity	4,898,738	4,991,921	4,992,000	0.00%
TOTAL REVENUE	4,991,921	4,991,921	4,992,000	0.00%

**Oklahoma County School District No. I-89
Oklahoma City Public Schools
Expenditure Summary - By Object
INSURANCE FUND**

OCAS Expenditure Object Codes	FY2022 Expense Audited	FY2023 Expense Projected	FY2024 Expense Budget	Budget to FY2023 Projected % +/-
100 Personnel Services (Salaries)	-	-	-	0.00%
200 Personnel Services (Employee Benefits)	-	-	-	0.00%
300 Contracted Services	-	-	-	0.00%
400 Purchased Property Services	-	-	2,995,000	0.00%
500 Other Purchased Services	-	-	-	0.00%
600 Supplies	-	-	-	0.00%
700 Property	-	-	1,997,000	0.00%
800 Other Objects	-	-	-	0.00%
900 Other Uses of Funds	-	-	-	0.00%
TOTAL EXPENDITURE BY OBJECT	-	-	4,992,000	0.00%

Oklahoma County School District No. I-89
Oklahoma City Public Schools
Expenditure Summary - By Function
INSURANCE FUND

OCAS Expenditure Function Codes	FY2022 Expense Audited	FY2023 Expense Projected	FY2024 Expense Budget	Budget to FY2023 Projected % +/-
1000 Instruction	-	-	-	0.00%
2000 Support Services	-	-	2,496,000	0.00%
3000 Operation of Non-Instructional Services	-	-	-	0.00%
4000 Facilities Acquisition & Construction Services	-	-	2,496,000	0.00%
5000 Other Uses	-	-	-	0.00%
TOTAL EXPENDITURE BY FUNCTION	-	-	4,992,000	0.00%